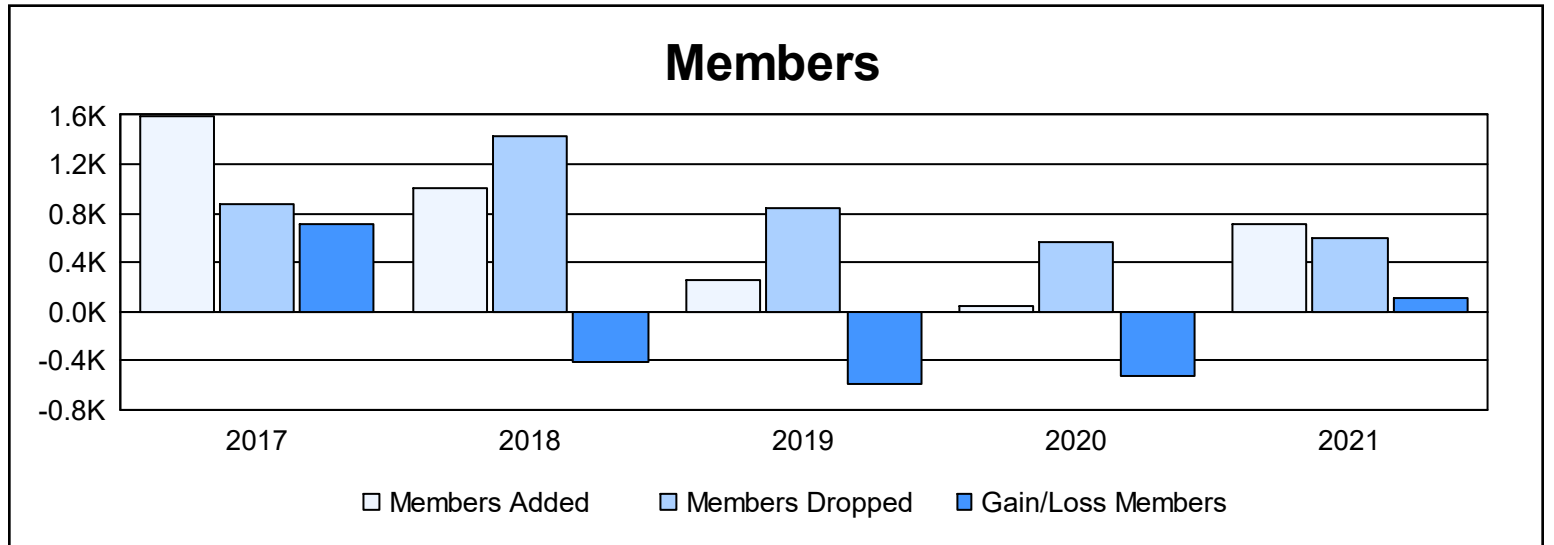
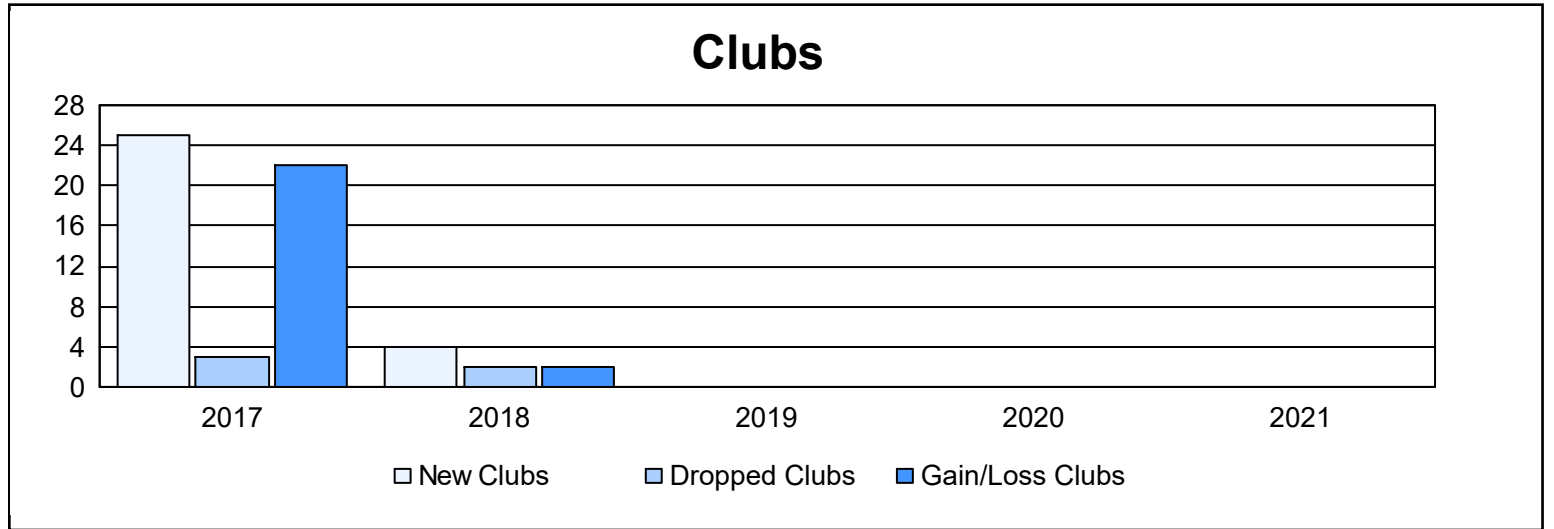
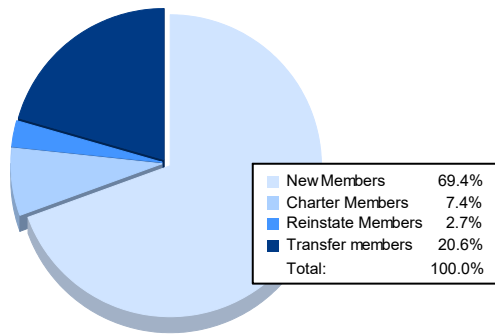


Year	New Clubs	Dropped Clubs	Gain/ Loss Clubs	New Members	Charter Members	Reinstate Members	Transfer Members	Total Member Added	Total Members Dropped	Gain/ Loss Members
2016-2017	25	3	22	789	777	11	17	1,594	875	719
2017-2018	4	2	2	687	246	23	56	1,012	1,426	-414
2018-2019	0	0	0	170	40	1	39	250	841	-591
2019-2020	0	0	0	0	17	0	32	49	569	-520
2020-2021	0	0	0	496	53	19	147	715	599	116
<b>Average</b>	<b>6</b>	<b>1</b>	<b>5</b>	<b>428</b>	<b>227</b>	<b>11</b>	<b>58</b>	<b>724</b>	<b>862</b>	<b>-138</b>



### Membership Composition June 2021 Cumulative



### Gender Composition June 2021 Cumulative

